Instruction Manual **Food Log 2**

Disposable Temperature Recorder

Product instruction diagram



Front *Please refer to the actual product Back

Product description

Food Log 2 is a compact and portable disposable data logger. It comes with a built-in single-temperature sensor as standard and features a USB Type-A interface design for easy data reading. It can automatically generate or export PDF reports via data center software. The device supports IP67 protection, offers a storage capacity of 16,000 recording groups, and has an ultra-long battery life of 180 days. It is widely used in the storage and transportation of food and pharmaceuticals, such as in scenarios like refrigerated boxes, refrigerated trucks, and containers.

Technical Parameters

Il function-related parameters of this recorder are configured by the factory, and users can customize some of these parameters according to their needs;

Measuring temperature	-30°C~70°C/-22°F~158°F	**Data interface**	USB2.0
Storage temperature	-30°C~70°C/-22°F~158°F	**Report type**	PDF format data report
Temperature measurement accuracy	±0.5°C/±0.9°F (-20°C~40°C/-4°F~104°F) ; ±1°C/1.8°F (other)	**Power supply**	CR2032
		Shelf life	18 months
Sensor	Digital sensor	**Protection grade**	IP67
Recording	capacity of 16000 groups (maximum)	**Dimensions**	93*58*6mm
Recording period	6、15、30、60、90、120、180 days (customizable)	**Weight**	10g
Alarm type	single type (Sin), cumulative type (Cum)		
Alarm threshold	Factory default (customizable)		

Ⅱ Note: Before the recorder is started, it is recommended to store at room temperature

Parameter description: Maximum 16000 groups, the actual recording capacity is different due to different recording periods;
Start delay: After the recorder is started, it waits for the set delay time to start recording, and the delay time can be customized;
Alarm threshold: According to the threshold, the alarm interval can be set. The temperature recorder supports a temperature upper limit and a temperature lower limit setting;

H	The interval greater than H is the ultra-high temperature alarm interval
L	The interval less than L is the ultra-low temperature alarm interval

Alarm type:

Single type	the recorder performs a single timing of continuous over-temperature events
Cumulative type	the recorder counts all over-temperature events cumulatively

Alarm delay: When the temperature enters the over-temperature alarm zone, the recorder will not alarm immediately. Only when the over-temperature duration exceeds the alarm delay, the alarm will start;

Elitech®
Innovation Preceding All

Operating instructions

1

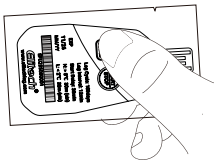

Long press for 5 seconds to start recording, the green light flashes 5 times

2

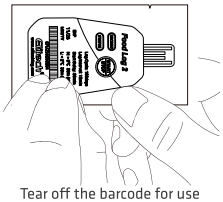

Tear off the barcode for use

3

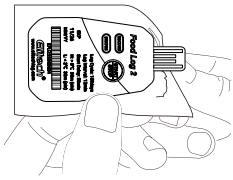

Press and hold the button for 5 seconds to stop recording, the red light flashes 5 times, tear open the plastic bag, reveal the USB interface

4

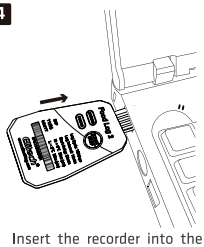

Insert the recorder into the USB port of the computer to view the PDF data report

Status indication

Short press the button, you can judge the working status of the recording by the flashing of the red (green) indicator light.

Status	Indicator light
Does not start	Red, green lights flashing simultaneously 1 times
Start-up delay	Red, green blink alternately 1 times
Start - Normal	Blinking green light 1 times (green LED per 10 automatically flashes seconds 1 times)
Start - alarm	Indicator flashes red 1 views (red light every 10 auto flash seconds 1 times)
Start - mark	Red and green indicator lights flash 3 times at the same time
Start - mark overrun	Overrun The red and green indicator lights flash alternately 3 times
Stop - normal	Green indicator flashes 2 times
Stop - alarm	The red indicator light flashes 2 times

Instruction Manual **Food Log 2**

Disposable Temperature Recorder

Content of report

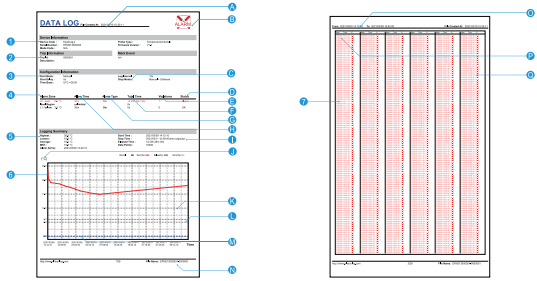

1 Basic product information	C set stop method	K alarm threshold line (corresponding to item L)
2 Descriptions (customizable)	D Alarm status of D alarm section	L alarm threshold
3 configuration information	E total number exceeds the alarm threshold temperature	M record data curve Note: ultra-high temperature is red, ultra-low temperature is blue, others are black
4 Alarm threshold and related statistics		
5 Statistics	F The total length of time that the F temperature exceeds the alarm threshold	N file name (serial number + purpose description ID)
6 Temperature data graph		O Recording time range in the current page
7 Temperature data details	G alarm delay and alarm type	P Record when P date changes (date + temperature)
A file creation time (stop recording time)	H alarm threshold and alarm interval division	Q Record when Q date has not changed (time + temperature)
B alarm indication (the content of the picture shows the alarm state)	I stop time (actual stop method)	
	J data curve graph ordinate unit	

Warranty

Elitech's warranty covers any malfunction caused by the product quality, transportation, or manufacturing process under normal use for a period of one year from the purchased date. During the warranty period, any failures due to the reasons mentioned will be repaired or replaced free of charges.

The warranty does not apply if any of the following conditions is met:

1. Damage resulting from accidents, misuse, abuse, alteration, tampering or failure of the purchaser to follow normal operating procedures outlined
2. Defects or damage due to spillage of food or liquids or wrong usage of electrical supply & voltage;
3. Damage, losses, defects or malfunction as a result of natural events such as fires, floods also animal or insect infestations;
4. Scratches & damage to the outer surface areas and externally exposed parts that are caused by the user's poor handling.
5. If any part or parts of the unit are replaced with a part or parts not supplied or approved by us or the unit has been dismantled or repaired by any person other than a Elitech authorized technician;
6. Use of products, equipments, systems, utilities, services, parts, supplies, accessories, applications, installation, repairs, external wiring, connectors not supplied and/or authorized by Elitech, or which damage this product or result in service problems.

Important Usage Information

- Keep the product in a dry and ventilated place ,abstaining from moistness .
- Do not do any unauthorized changes, it may affect irreversible damage to this device
- For the first time use. Please press the button, confirm that the RECORD and STATUS light both flashed.
- Data stored in data logger is retrievable after battery ran out.
- Please use it within the device measurable range
- After the device started, it cannot be configured again
- Device contains battery, please do not heat , microwave or damage it.
- Please follow local regulations when recycling or disposing of Elitech data loggers.

Company Name: Elitech Technology Inc.
Address: 2528 Qume Dr, Ste 2 San Jose, CA 95131 USA
Official Website: www.elitechlog.com.
Tel: 408-898-2866 (office)
Email : coldchain@e-elitech.com

Food Log 2

CAUTION

TEMPERATURE MONITORING

Elitech®
Innovation Preceding All



SHIPPER _____

CONTAINER NO. _____

TRUCK NO. _____

REF NO. _____

CONTENTS _____

LOGGER SERIAL NO. _____

START TIME _____

DEPARTURE PORT _____

ARRIVAL PORT _____

Attach Food Log 2

HERE

Alarm threshold _____ ☐℃ ☐℉

LOG CYCLE _____

LOG INTERVAL _____

START DELAY _____